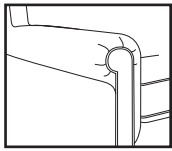


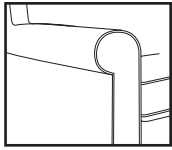
M9 SOFAS, LOVESEATS, CHAIRS & OTTOMANS

Select one option from each category to create your style number.

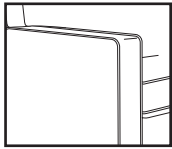
STEP 1:
Choose your arm



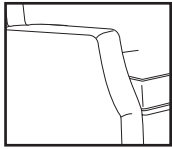
1- Panel Arm



2- Sock Arm



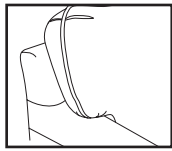
3- Track Arm



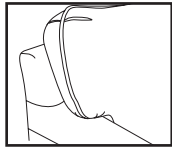
4- Slope Arm

0- Ottoman

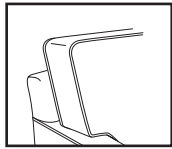
STEP 2:
Choose your back



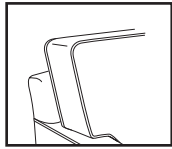
1- Semi-Attached Knife Edge



2- Loose Knife Edge



3- Semi-Attached Box Back




4- Loose Box Back



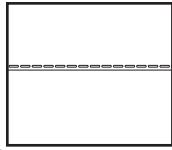
5-Tight Back

0- Ottoman

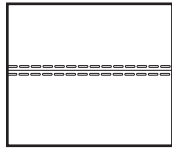
STEP 3:
Choose your welt



1- Welt

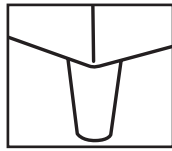


2- French Seam/ Single Needle

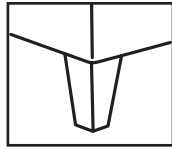


3- Saddle Stitch/ Double Needle

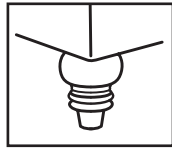
STEP 4:
Choose your leg



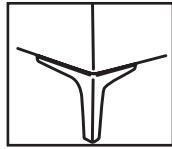
1- Conical Leg



2- Tapered Leg



3- Turned Leg



4- Metal Leg (Polished Steel)

0- Swivel Chair

STEP 5: Choose your item #

00
Ottoman
29W x 21D x 19H

10
Chair
32 to 36Wx38Dx37H

10SC
Swivel Chair
32 to 36Wx38Dx37H

30
Loveseat
55 to 59Wx38Dx37H

50
3 Seat Sofa
77 to 81Wx38Dx37H

50-68
Queen Sleeper Sofa
77 to 81Wx38Dx37H

50-98
Queen Memory Foam Sofa
77 to 81Wx38Dx37H

54
2 Seat Sofa
77 to 81Wx38Dx37H

Cocktail Ottomans:

01SM
Small Rectangular Cocktail Ottoman
42Wx31Dx19H

01LG
Large Rectangular Cocktail Ottoman
48Wx31Dx19H

02SM
Small Square Cocktail Ottoman
36Wx36Dx19H

02LG
Large Square Cocktail Ottoman
40Wx40Dx19H

03SM
Small Round Cocktail Ottoman
36Wx36Dx19H

03LG
Large Round Cocktail Ottoman
40Wx40Dx19H

See reverse for sectional pieces

STEP 6:
Choose your finish

Barton

Black

Cashmere

Classic Cherry

Cognac

Conciare

Driftwood

Francais

Greige

Latte

Manhattan

Molasses

Pecan

River House

Shadow

Sun-Bleached Cypress

Tobacco

White

Check your catalog for finish colors



Dealer Name: _____

Date: _____

Account #: _____

PO #: _____

Billing Address: _____

Shipping Address: _____

Phone: _____

- Pillow trim or contrast welt available at an upcharge.
- Width varies depending on arm style selected. See price list for specific dimensions
- Arm height for all pieces is 28".

Enter Your Selections

Quantity	Arm	Back	Welt	Leg	Item #	Wood Finish	Body Fabric	Contrast Welt Fabric	LD* Optional	Pillow Fabric	Pillow Trim	Price
_____	M9 _____	_____	_____	_____	_____	_____	_____	_____	_____	_____	_____	\$ _____
_____	M9 _____	_____	_____	_____	_____	_____	_____	_____	_____	_____	_____	\$ _____
_____	M9 _____	_____	_____	_____	_____	_____	_____	_____	_____	_____	_____	\$ _____
_____	M9 _____	_____	_____	_____	_____	_____	_____	_____	_____	_____	_____	\$ _____

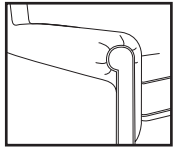
*For LuxDown Toss Pillows (available at an upcharge) - add LD to order form.



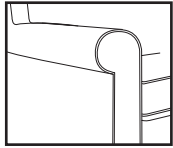
M9 SECTIONAL PIECES

Select one option from each category to create your style number.

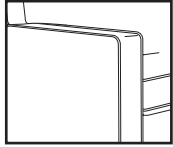
STEP 1:
Choose your arm



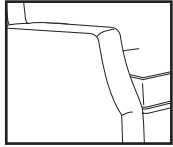
1- Panel Arm



2- Sock Arm



3- Track Arm



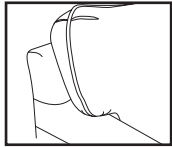
4- Slope Arm

0- Ottoman

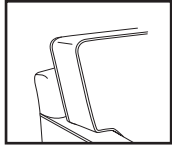
STEP 2:
Choose your back



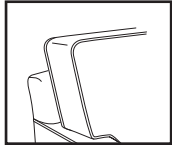
1- Semi-Attached Knife Edge



2- Loose Knife Edge



3- Semi-Attached Box Back




4- Loose Box Back



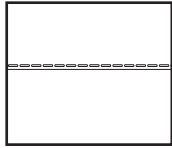
5-Tight Back

0- Ottoman

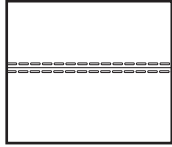
STEP 3:
Choose your welt



1- Welt

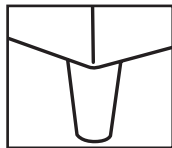


2- French Seam/ Single Needle

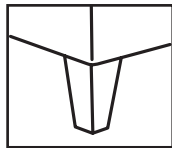


3- Saddle Stitch/ Double Needle

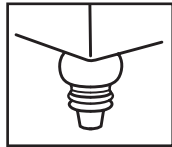
STEP 4:
Choose your leg



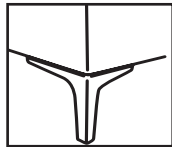
1- Conical Leg



2- Tapered Leg



3- Turned Leg



4- Metal Leg (Polished Steel)

0- Swivel Chair

STEP 5: Choose your item #

- | | |
|--|--|
| 13
Armless Chair
23Wx38Dx37H | 51-98
RAF Memory Foam
Queen Sleeper
77 to 79Wx38Dx37H |
| 14
Pie Wedge (Knife/Box)
70Wx47Dx37H | 52
LAF Sofa
75 to 77Wx38Dx37H |
| 14
Pie Wedge (Tight Back)
70Wx48Dx37H | 52-68
LAF Queen Sleeper
77 to 79Wx38Dx37H |
| 21
RAF Cuddler
55 to 56Wx47Dx37H | 52-98
LAF Memory Foam
Queen Sleeper
77 to 79Wx38Dx37H |
| 22
LAF Cuddler
55 to 56Wx47Dx37H | 53-60
Armless Full Sleeper
67Wx38Dx37H |
| 31
RAF Loveseat
49 to 51Wx38Dx37H | 53-90
Armless Memory Foam
Full Sleeper
67Wx38Dx37H |
| 32
LAF Loveseat
49 to 51Wx38Dx37H | 55
RAF Sofa
w/Return
88 to 90Wx38Dx37H |
| 33
Armless Loveseat
46Wx38Dx37H | 56
LAF Sofa
w/Return
88 to 90Wx38Dx37H |
| 41
RAF Chaise
27 to 29Wx66Dx37H | 57
Sofa/ Chaise
77 to 81Wx67Dx37H |
| 42
LAF Chaise
27 to 29Wx66Dx37H | 57-68
Sofa/ Chaise
Queen Sleeper
77 to 81Wx67Dx37H |
| 51
RAF Sofa
75 to 77Wx38Dx37H | 57-98
Sofa/ Chaise Memory Foam
Queen Sleeper
77 to 81Wx67Dx37H |
| 51-68
RAF Queen Sleeper
77 to 79Wx38Dx37H | |

STEP 6:
Choose your finish

- Barton
- Black
- Cashmere
- Classic Cherry
- Cognac
- Conciare
- Driftwood
- Francais
- Greige
- Latte
- Manhattan
- Molasses
- Pecan
- River House
- Shadow
- Sun-Bleached Cypress
- Tobacco
- White

Check your catalog
for finish colors



Dealer Name: _____

Date: _____

Account #: _____

PO #: _____

Billing Address: _____

Shipping Address: _____

Phone: _____

- Pillow trim or contrast welt available at an upcharge.
- Width varies depending on arm style selected. See price list for specific dimensions
- Arm height for all pieces is 28".

Enter Your Selections

Quantity	Arm	Back	Welt	Leg	Item #	Wood Finish	Body Fabric	Contrast Welt Fabric	LD* Optional	Pillow Fabric	Pillow Trim	Price
_____	M9	_____	_____	_____	_____	_____	_____	_____	_____	_____	_____	\$ _____
_____	M9	_____	_____	_____	_____	_____	_____	_____	_____	_____	_____	\$ _____
_____	M9	_____	_____	_____	_____	_____	_____	_____	_____	_____	_____	\$ _____
_____	M9	_____	_____	_____	_____	_____	_____	_____	_____	_____	_____	\$ _____

*For LuxDown Toss Pillows (available at an upcharge) - add LD to order form.

