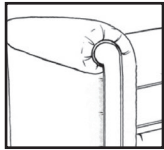


# SOFA OPTIONS

Select one option from each category to create your style number.

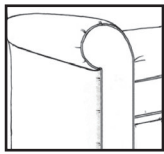
See reverse for Sectional Options

STEP 1:  
Choose your arm



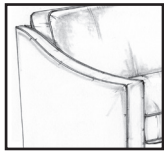
1

Panel Arm




2

Sock Arm



3

Track Arm



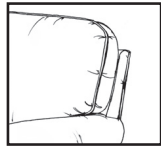
4

Crescent Arm

0

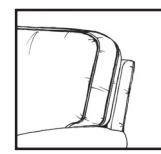
Ottoman/Entertainment Console

STEP 2:  
Choose your back



1

Semi-attached Knife Edge



3

Semi-attached Boxed Back

0

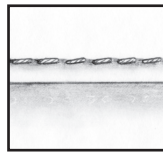
Ottoman/Entertainment Console

STEP 3:  
Choose your welt




1

Welt/Piping



2

French Seam/Single Needle



3

Saddle Stitch/Double Needle

STEP 4: Choose your item #

00

Ottoman  
33Wx25Dx18H

25

Shallow Seat Depth  
Loveseat  
59 to 66Wx35Dx38H

00H

Ottoman & 1/2  
37Wx25Dx18H

30<sup>Ⓟ</sup>

Loveseat  
59 to 67Wx38Dx38H

05

Shallow Seat Depth Chair  
37 to 44Wx35Dx38H

40

Shallow Seat Depth  
3 Seat Sofa  
83 to 90Wx35Dx38H

05SC

Shallow Seat Depth  
Swivel Chair  
37 to 44Wx35Dx38H

44

Shallow Seat Depth  
2 Seat Sofa  
73 to 80Wx35Dx38H

10

Chair  
37 to 44Wx38Dx38H

50<sup>Ⓟ</sup>

3 Seat Sofa  
83 to 91Wx38Dx38H

10SC

Swivel Chair  
37 to 44Wx38Dx38H

50-68

3 Seat Queen Sleeper  
79 to 86Wx38Dx38H

15P<sup>Ⓟ</sup>

Power Chair  
37 to 44Wx38Dx41H  
Power Only  
(No Stationary)

50-98

3 Seat Memory Foam  
Queen Sleeper  
79 to 86Wx38Dx38H

20

Chair & 1/2  
42 to 49x38x38

54

2 Seat Sofa  
73 to 80Wx38Dx38H



Dealer Name: \_\_\_\_\_

Date: \_\_\_\_\_

Account #: \_\_\_\_\_

PO #: \_\_\_\_\_

Billing Address: \_\_\_\_\_

Shipping Address: \_\_\_\_\_

Phone: \_\_\_\_\_

- <sup>Ⓟ</sup> Indicates that this piece is also available with a power motion recliner on the seat next to the arm.
- Sofa & Loveseat have two recliners, one next to each arm. All others have one.
  - To order this piece with the power option simply add a P to the end of the style number.
  - Power pieces require a 3" wall clearance.
  - If you are ordering any power motion piece, and that room has high-pile carpeting or rugs, you may choose to order the TALL LEG option (no charge), which gives an extra inch of clearance for the reclining mechanism to open. This option should be added to every F9 or L9 piece that will go into the same room, including all sectional pieces and stationary pieces, so that all legs will match. This option will add one inch to the overall height, seat height, and arm height.

\*Arm height for all pieces is 25".

\*Width varies depending on arm style.

\*Note: L9 orders cannot be cancelled once placed.

Enter Your Selections

Quantity	Arm #	Back #	Welt #	Item #	P * (Optional)	Leather Name & Color	Tall Leg (Optional)	Price
_____	L9 _____	_____	_____	_____	_____	_____	<input type="checkbox"/>	\$ _____
_____	L9 _____	_____	_____	_____	_____	_____	<input type="checkbox"/>	\$ _____
_____	L9 _____	_____	_____	_____	_____	_____	<input type="checkbox"/>	\$ _____
_____	L9 _____	_____	_____	_____	_____	_____	<input type="checkbox"/>	\$ _____

\*For Power Motion option (available at an upcharge) - add P to item number.



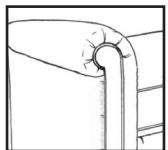
Handcrafted in  
**AMERICA**

# SECTIONAL OPTIONS

Select one option from each category to create your style number.

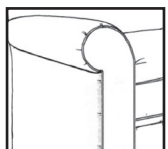
See reverse for Sofa Options

STEP 1:  
Choose your arm



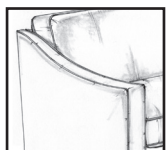
1

Panel Arm



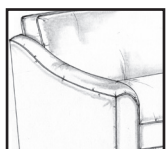
2

Sock Arm



3

Track Arm



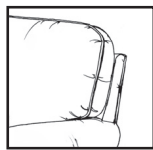
4

Crescent Arm

0

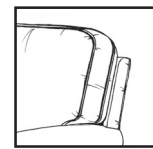
Ottoman/Entertainment Console

STEP 2:  
Choose your back



1

Semi-attached Knife Edge



3

Semi-attached Boxed Back

0

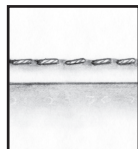
Ottoman/Entertainment Console

STEP 3:  
Choose your welt




1

Welt/Piping



2

French Seam/Single Needle



3

Saddle Stitch/  
Double Needle

STEP 4: Choose your item #

00S

Hinge Top  
Storage Ottoman-Large  
49Wx32Dx21H  
(with casters)

01S

Hinge Top Storage  
Ottoman-Small  
33Wx28Dx19H  
(with casters)

02S

Lift Top Storage  
Ottoman  
33Wx28Dx19H  
(with casters)

08

RAF Chair  
33 to 36Wx38Dx38H

09

LAF Chair  
33 to 36Wx38Dx38H

13

Armless Chair  
27Wx38Dx38H

14

Pie Wedge  
68Wx44Dx38H

21

RAF Cuddler  
55 to 56Wx47Dx38H

22

LAF Cuddler  
55 to 56Wx47Dx38H

31Ⓟ

RAF Loveseat  
60 to 64Wx38Dx38H

32Ⓟ

LAF Loveseat  
60 to 64Wx38Dx38H

33

Armless Loveseat  
54Wx38Dx38H

34

Corner Wedge  
38Wx38Dx38H

35

Entertainment Console  
15Wx38Dx31H

41

RAF Chaise  
33 to 36Wx65Dx38H

42

LAF Chaise  
33 to 36Wx65Dx38H

48

RAF Bumper Chaise  
48Wx38Lx38H

49

LAF Bumper Chaise  
48Wx38Lx38H

51Ⓟ

RAF Sofa  
87 to 91Wx38Dx38H

51-68

RAF Queen Sleeper  
79 to 82Wx38Dx38H

51-98

RAF Memory Foam  
Queen Sleeper  
79 to 82Wx38Dx38H

52Ⓟ

LAF Sofa  
87 to 91Wx38Dx38H

52-68

LAF Queen Sleeper  
79 to 82Wx38Dx38H

52-98

LAF Memory Foam  
Queen Sleeper  
79 to 82Wx38Dx38H

53-60

Armless Full Sleeper  
63Wx38Dx38H

53-90

Armless Memory Foam  
Full Sleeper  
63Wx38Dx38H

55Ⓟ

RAF Sofa w/Return  
96 to 100Wx38Dx38H

56Ⓟ

LAF Sofa w/Return  
96 to 100Wx38Dx38H



Dealer Name: \_\_\_\_\_

Date: \_\_\_\_\_

Account #: \_\_\_\_\_

PO #: \_\_\_\_\_

Billing Address: \_\_\_\_\_

Shipping Address: \_\_\_\_\_

Phone: \_\_\_\_\_

- Ⓟ Indicates that this piece is also available with a power motion recliner on the seat next to the arm.
- Sofa & Loveseat have two recliners, one next to each arm. All others have one.
  - To order this piece with the power option simply add a P to the end of the style number.
  - Power pieces require a 3" wall clearance.
  - If you are ordering any power motion piece, and that room has high-pile carpeting or rugs, you may choose to order the TALL LEG option (no charge), which gives an extra inch of clearance for the reclining mechanism to open. This option should be added to every F9 or L9 piece that will go into the same room, including all sectional pieces and stationary pieces, so that all legs will match. This option will add one inch to the overall height, seat height, and arm height.

\*Arm height for all pieces is 25".

\*Width varies depending on arm style.

\*Note: L9 orders cannot be cancelled once placed.

Enter Your Selections

Quantity	Arm #	Back #	Welt #	Item #	P * (Optional)	Leather Name & Color	Tall Leg (Optional)	Price
_____	L9 _____	_____	_____	_____	_____	_____	<input type="checkbox"/>	\$ _____
_____	L9 _____	_____	_____	_____	_____	_____	<input type="checkbox"/>	\$ _____
_____	L9 _____	_____	_____	_____	_____	_____	<input type="checkbox"/>	\$ _____
_____	L9 _____	_____	_____	_____	_____	_____	<input type="checkbox"/>	\$ _____

\*For Power Motion option (available at an upcharge) - add P to item number.



Handcrafted in  
**AMERICA**